


European 24-Hour Championship

Live Leaderboard Solo

ALL RESULTS ARE PROVISIONAL AS OF 11:00 AM

Country	Place	Bib	Name	Country	Age	Laps	Distance	RacePace/KM	LastLapPace/KM	LastLapSplit	Down
Male											
	1	132	Andrzej	POL	37	217	265.41 km	5:25	5:44	07:00	*
	2	46	Stephane	FRA	52	215	263.54 km	5:26	6:51	08:22	-2 LAP
	3	119	Aleksandr	LTU	36	213	260.99 km	5:29	8:31	10:25	-4 LAP
	4	148	Nicolás De	ESP	53	210	257.74 km	5:33	8:22	10:14	-7 LAP
	5	65	Daniel	GBR	45	207	253.43 km	5:40	6:11	07:33	-10 LAP
	6	23	Radek	CZE	43	205	251.19 km	5:43	5:40	06:56	-12 LAP
	7	126	Bjoern Tore	NOR	39	204	249.75 km	5:45	5:01	06:08	-13 LAP
	8	158	Johan	SWE	44	202	247.14 km	5:49	6:45	08:15	-15 LAP
	9	42	Ludovic	FRA	53	201	246.52 km	5:49	5:31	06:45	-16 LAP
	10	47	Patrick Ruiz	FRA	48	200	244.56 km	5:53	12:31	15:18	-17 LAP
	11	67	James	GBR	42	199	244.35 km	5:52	4:34	05:36	-18 LAP
	12	74	Marcel	GER	31	198	242.81 km	5:54	6:05	07:26	-19 LAP
	13	105	Enrico	ITA	33	198	242.39 km	5:55	7:41	09:23	-19 LAP
	14	73	Christof	GER	47	197	241.94 km	5:55	6:19	07:44	-20 LAP
	15	78	Stefan	GER	30	197	241.19 km	5:57	7:34	09:15	-20 LAP
	16	91	Norbert	HUN	36	194	237.40 km	6:03	6:13	07:36	-23 LAP
	17	64	Steven	GBR	53	194	237.36 km	6:03	7:22	09:01	-23 LAP
	18	89	Zoltán	HUN	33	191	233.85 km	6:08	10:52	13:18	-26 LAP





















European 24-Hour Championship

Live Leaderboard Solo

Country	Place	Bib	Name	Country	Age	Laps	Distance	RacePace/KM	LastLapPace/KM	LastLapSplit	Down
	19	97	Eoin Keith	IRL	49	190	232.65 km	6:10	5:37	06:52	-27 LAP
	20	85	Georgios	GRE	40	189	231.44 km	6:12	9:46	11:57	-28 LAP
	21	135	Łukasz	POL	35	185	226.93 km	6:19	7:37	09:19	-32 LAP
	22	175	Florin	ROU	43	184	225.98 km	6:18	11:07	13:35	-33 LAP
	23	57	Ville	FIN	44	183	224.30 km	6:24	5:56	07:15	-34 LAP
	24	142	Mirko	SLO	52	183	223.71 km	6:25	8:04	09:52	-34 LAP
	25	44	Guillaume	FRA	42	181	221.33 km	6:30	12:50	15:42	-36 LAP
	26	147	Javier	ESP	43	180	221.17 km	6:29	4:48	05:52	-37 LAP
	27	16	Hristo	BUL	23	180	220.09 km	6:28	5:20	06:31	-37 LAP
	28	107	Paolo	ITA	43	179	219.94 km	6:30	8:06	09:54	-38 LAP
	29	43	Thierry	FRA	49	179	219.02 km	6:34	5:12	06:22	-38 LAP
	30	157	Dan Välitalo	SWE	47	178	218.21 km	6:34	5:43	07:00	-39 LAP
	31	99	Aidan	IRL	45	178	218.02 km	6:35	7:07	08:42	-39 LAP
	32	133	Przemyslaw	POL	44	178	218.02 km	6:35	4:38	05:40	-39 LAP
	33	88	Tivadar	HUN	45	178	217.96 km	6:35	10:52	13:17	-39 LAP
	34	36	Carsten	DEN	48	177	217.28 km	6:35	7:46	09:30	-40 LAP
	35	167	Andrii	UKR	32	174	213.74 km	6:42	9:36	11:44	-43 LAP
	36	98	Eddie	IRL	55	174	213.13 km	6:44	7:07	08:43	-43 LAP
	37	1	Günter	AUT	52	174	212.74 km	6:46	5:59	07:20	-43 LAP
	38	156	Željko	SRB	40	173	212.48 km	6:44	9:55	12:07	-44 LAP



European 24-Hour Championship

Live Leaderboard Solo

Country	Place	Bib	Name	Country	Age	Laps	Distance	RacePace/KM	LastLapPace/KM	LastLapSplit	Down
	39	155	Saša Gacik	SRB	47	172	210.71 km	6:48	9:30	11:37	-45 LAP
	40	63	Craig	GBR	41	168	205.45 km	6:57	8:41	10:38	-49 LAP
	41	106	Fausto	ITA	53	167	204.73 km	7:01	5:20	06:31	-50 LAP
	42	165	Dmytro	UKR	38	167	204.32 km	7:02	5:50	07:08	-50 LAP
	43	33	Henrik	DEN	42	166	203.18 km	7:04	9:38	11:47	-51 LAP
	44	152	José Luis	ESP	63	166	202.98 km	7:05	8:07	09:56	-51 LAP
	45	35	Thomas	DEN	47	165	202.09 km	7:04	8:35	10:29	-52 LAP
	46	9	Branislav	BIH	39	164	200.49 km	6:34	12:46	15:36	-53 LAP
	47	14	Piotr	BLR	41	159	194.72 km	7:22	9:40	11:49	-58 LAP
	48	176	Razvan	ROU	34	157	192.68 km	7:26	6:27	07:54	-60 LAP
	49	75	Florian	GER	34	156	190.79 km	5:58	27:08	33:11	-61 LAP
	50	143	Damjan	SLO	30	156	190.71 km	7:32	6:07	07:29	-61 LAP
	51	179	Claudiu	ROU	28	155	190.44 km	7:31	6:20	07:45	-62 LAP
	52	25	Jaroslav	CZE	42	155	190.15 km	7:32	9:19	11:23	-62 LAP
	53	15	Todor	BUL	42	153	187.08 km	7:41	4:57	06:03	-64 LAP
	54	122	Trajche	MKD	48	150	183.52 km	7:49	7:35	09:17	-67 LAP
	55	10	Rasim	BIH	42	149	182.19 km	7:53	10:45	13:09	-68 LAP
	56	136	Adam	POL	44	148	181.40 km	7:55	5:09	06:18	-69 LAP
	57	3	Heinz-Jürge	AUT	49	146	179.49 km	7:56	4:54	06:00	-71 LAP
	58	11	Leanid	BLR	56	146	179.19 km	8:00	8:18	10:09	-71 LAP





















European 24-Hour Championship

Live Leaderboard Solo

Country	Place	Bib	Name	Country	Age	Laps	Distance	RacePace/KM	LastLapPace/KM	LastLapSplit	Down
	59	22	Ondřej	CZE	35	144	176.09 km	8:07	14:20	17:31	-73 LAP
	60	100	Alexander	IRL	43	143	175.53 km	8:09	11:43	14:19	-74 LAP
	61	180	Mihai Vlad	ROU	34	143	175.33 km	8:11	9:30	11:37	-74 LAP
	62	13	Anatoli	BLR	58	143	175.16 km	8:12	8:28	10:21	-74 LAP
	63	45	Piero	FRA	49	143	174.89 km	8:10	9:44	11:54	-74 LAP
	64	55	Juha	FIN	47	142	174.28 km	8:14	7:22	09:00	-75 LAP
	65	27	Pavel	CZE	50	137	167.89 km	8:33	5:40	06:56	-80 LAP
	66	164	Valerii	UKR	56	137	167.68 km	8:34	10:43	13:06	-80 LAP
	67	68	James	GBR	35	136	166.33 km	5:54	14:57	18:17	-81 LAP
	68	168	Volodymyr	UKR	67	135	165.28 km	8:41	13:57	17:03	-82 LAP
	69	134	Roman	POL	45	132	161.37 km	7:02	15:37	19:05	-85 LAP
	70	26	Petr Válek	CZE	43	129	158.19 km	9:02	388:45	7:55:14	-88 LAP
	71	34	Bruno	DEN	44	128	156.86 km	9:09	8:23	10:16	-89 LAP
	72	90	Levente	HUN	35	125	152.81 km	7:29	14:00	17:07	-92 LAP
	73	84	Christos	GRE	41	124	151.88 km	9:11	409:17	8:20:21	-93 LAP
	74	6	Jan Spitael	BEL	53	123	150.36 km	6:43	11:06	13:35	-94 LAP
	75	166	Igor Mudryk	UKR	44	117	143.42 km	9:57	11:36	14:11	-100 LAP
	76	146	Rubén	ESP	40	116	141.87 km	5:57	49:57	1:01:04	-101 LAP
	77	87	Ármin Bene	HUN	30	115	140.58 km	6:56	77:11	1:34:21	-102 LAP
	78	56	Tomi	FIN	32	115	140.58 km	6:59	31:03	37:57	-102 LAP



European 24-Hour Championship

Live Leaderboard Solo

Country	Place	Bib	Name	Country	Age	Laps	Distance	RacePace/KM	LastLapPace/KM	LastLapSplit	Down
	79	116	Nilovs	LAT	43	107	131.35 km	7:10	8:34	10:29	-110 LAP
	80	177	David	ROU	25	106	130.33 km	11:00	5:56	07:16	-111 LAP
	81	77	Stefan	GER	51	103	126.12 km	11:07	11:32	14:06	-114 LAP
	82	66	Pat	GBR	46	103	125.99 km	5:58	24:10	29:33	-114 LAP
	83	123	Viktor	MKD	41	101	123.62 km	11:34	10:57	13:24	-116 LAP
	84	163	Oleksandr	UKR	42	99	121.02 km	5:59	12:19	15:04	-118 LAP
	85	2	Andreas	AUT	49	97	118.58 km	6:35	10:27	12:47	-120 LAP
	86	115	Pleite Vilnis	LAT	46	95	116.13 km	6:31	7:24	09:03	-122 LAP
	87	150	Ginés	ESP	45	93	113.76 km	6:24	13:24	16:23	-124 LAP
	88	162	Çelikbaş	TUR	42	93	113.69 km	5:44	7:50	09:34	-124 LAP
	89	178	Bogdan	ROU	31	92	112.71 km	12:44	515:03	10:29:39	-125 LAP
	90	104	Nicola	ITA	49	92	112.59 km	12:21	566:41	11:32:46	-125 LAP
	91	8	Mirsad	BIH	44	89	108.80 km	7:14	24:00	29:20	-128 LAP
	92	12	Uladzimir	BLR	54	84	103.05 km	13:57	7:52	09:37	-133 LAP
	93	4	Georg	AUT	48	83	101.46 km	11:34	6:33	08:01	-134 LAP
	94	127	Joar Flynn	NOR	52	82	100.24 km	5:39	11:11	13:40	-135 LAP
	95	92	Tamás	HUN	38	80	97.80 km	6:16	12:50	15:42	-137 LAP
	96	40	Ragnar	EST	25	66	80.68 km	6:45	6:28	07:55	-151 LAP
	97	114	Dudels	LAT	54	62	75.79 km	7:05	7:49	09:34	-155 LAP
	98	149	Xabier	ESP	37	59	72.12 km	5:37	7:54	09:39	-158 LAP

European 24-Hour Championship














Live Leaderboard Solo

Country	Place	Bib	Name	Country	Age	Laps	Distance	RacePace/KM	LastLapPace/KM	LastLapSplit	Down
	99	120	Aidas	LTU	47	54	66.61 km	21:32	797:12	16:14:34	-163 LAP
	100	24	Martin	CZE	40	53	65.28 km	21:07	808:21	16:28:13	-164 LAP





European 24-Hour Championship






Leaderboard Team Male







ALL RESULTS ARE PROVISIONAL AS OF 11:00 AM




Name	Laps	Distance
24Hour		
Team Place-1 France 754.62 km		
 (1) Stephane Ruel	215	263.54 km
 (2) Ludovic Dilmi	201	246.52 km
 (3) Patrick Ruiz	200	244.56 km
 Guillaume Laroche	181	221.33 km
 Thierry Gardent	179	219.02 km
 Piero Lattarico	143	174.89 km
Team Place-2 Great Britian 735.15 km		
 (1) Daniel Lawson	207	253.43 km
 (2) James Stewart	199	244.35 km
 (3) Steven Holyoak	194	237.36 km
 Craig Holgate	168	205.45 km
 James Elson	136	166.33 km
 Pat Robbins	103	125.99 km
Team Place-3 Germany 725.96 km		
 (1) Marcel Leuze	198	242.81 km

European 24-Hour Championship




	(2) Christof Kühner	197	241.94 km
	(3) Stefan Wilsdorf	197	241.19 km
	Florian Reus	156	190.79 km
	Stefan Thoms	103	126.12 km





Team Place-4	Poland	710.37 km	
	(1) Andrzej Radzikowski	217	265.41 km
	(2) Łukasz Sagan	185	226.93 km
	(3) Przemyslaw Basa	178	218.02 km
	Adam Jagiela	148	181.40 km
	Roman Elwart	132	161.37 km





Team Place-5	Hungary	689.22 km	
	(1) Norbert Mihalik	194	237.40 km
	(2) Zoltán Csécsei	191	233.85 km
	(3) Tivadar Büki	178	217.96 km
	Levente Halama	125	152.81 km
	Ármin Bene	115	140.58 km
	Tamás Rudolf	80	97.80 km





Team Place-6	Spain	681.90 km	
	(1) Nicolás De las Heras Monforte	210	257.74 km
	(2) Javier Lozano Velasco	180	221.17 km
	(3) José Luis Posado Perez	166	202.98 km

European 24-Hour Championship

	Rubén Delgado Gil	116		141.87 km
	Ginés Maciá Molina	93		113.76 km
	Xabier Alonso Nava	59		72.12 km






Team Place-7 Italy 667.06 km				
	(1) Enrico Maggiola	198		242.39 km
	(2) Paolo Rovera	179		219.94 km
	(3) Fausto Parigi	167		204.73 km
	Nicola Leonelli	92		112.59 km

Team Place-8 Ireland 663.81 km				
	(1) Eoin Keith	190		232.65 km
	(2) Aidan Hogan	178		218.02 km
	(3) Eddie Gallen	174		213.13 km
	Alexander O'Shea	143		175.53 km







Team Place-9 Denmark 622.56 km				
	(1) Carsten Friis	177		217.28 km
	(2) Henrik Westerlin	166		203.18 km
	(3) Thomas Steenberg	165		202.09 km
	Bruno Batsberg	128		156.86 km

Team Place-10 Czech Republic 617.44 km				
	(1) Radek Brunner	205		251.19 km







European 24-Hour Championship

	(2) Jaroslav Bohdal	155	190.15 km
	(3) Ondřej Velička	144	176.09 km
	Pavel Marek	137	167.89 km
	Petr Válek	129	158.19 km
	Martin Hokeš	53	65.28 km

Team Place-11 Romania 609.11 km

	(1) Florin Sebastian Ionita	184	225.98 km
	(2) Razvan Farkas	157	192.68 km
	(3) Claudiu Gorgan	155	190.44 km
	Mihai Vlad Pantis	143	175.33 km
	David Traian Iancu	106	130.33 km
	Bogdan Ofiteru	92	112.71 km




Team Place-12 Ukraine 585.74 km

	(1) Andrii Tkachuk	174	213.74 km
	(2) Dmytro Mikhieiev	167	204.32 km
	(3) Valerii Khrystenok	137	167.68 km
	Volodymyr Vasiutin	135	165.28 km
	Igor Mudryk	117	143.42 km
	Oleksandr Holovnytskyy	99	121.02 km




Team Place-13 Belarus 549.08 km

	(1) Piotr Rahoisha	159	194.72 km
--	--------------------	-----	-----------





European 24-Hour Championship

	(2) Leanid Anatska	146	179.19 km
	(3) Anatoli Laputs	143	175.16 km
	Uladzimir Kandyba	84	103.05 km




Team Place-14 Finland 539.18 km

	(1) Ville Niemenmaa	183	224.30 km
	(2) Juha Hietanen	142	174.28 km
	(3) Tomi Ronkainen	115	140.58 km



Team Place-15 Austria 510.82 km

	(1) Günter Klammer	174	212.74 km
	(2) Heinz-Jürgen Ressar	146	179.49 km
	(3) Andreas Michalitz	97	118.58 km
	Georg Mayer	83	101.46 km

Team Place-16 Bosnia and Herzegovina 491.48 km

	(1) Branislav Pavic	164	200.49 km
	(2) Rasim Junuzovic	149	182.19 km
	(3) Mirsad Abdakovic	89	108.80 km

Team Place-17 Sweden 465.36 km

	(1) Johan Steene	202	247.14 km
	(2) Dan Välitalo	178	218.21 km

European 24-Hour Championship

Team Place-18 Serbia 423.20 km

 (1) Željko Zeljković **173** **212.48 km**

 (2) Saša Gacik **172** **210.71 km**

Team Place-19 Slovenia 414.42 km

 (1) Mirko Bogomir Miklic **183** **223.71 km**

 (2) Damjan Krejac **156** **190.71 km**

Team Place-20 Bulgaria 407.18 km

 (1) Hristo Tsvetkov **180** **220.09 km**

 (2) Todor Dimitrov **153** **187.08 km**

Team Place-21 Greece 383.32 km

 (1) Georgios Tasios **189** **231.44 km**

 (2) Christos Mavrikios **124** **151.88 km**


Team Place-22 Norway 349.99 km

 (1) Bjoern Tore Kronen Taranger **204** **249.75 km**









 (2) Joar Flynn Jensen **82** **100.24 km**

Team Place-23 Lithuania 327.60 km

 (1) Aleksandr Sorokin **213** **260.99 km**

 (2) Aidas Ardzijauskas **54** **66.61 km**

European 24-Hour Championship

Team Place-24 Latvia 323.29 km			
	(1) Nilovs Valdis	107	131.35 km
	(2) Pleite Vilnis	95	116.13 km
	(3) Dudels Andris	62	75.79 km
Team Place-25 Macedonia 307.14 km			
	(1) Trajche Mihov	150	183.52 km
	(2) Viktor Toleski	101	123.62 km
Team Place-26 Belgium 150.36 km			
	(1) Jan Spitael	123	150.36 km
Team Place-27 Turkey 113.69 km			
	(1) Çelikbaş Aykut	93	113.69 km
Team Place-28 Estonia 80.68 km			
	(1) Ragnar Virma	66	80.68 km